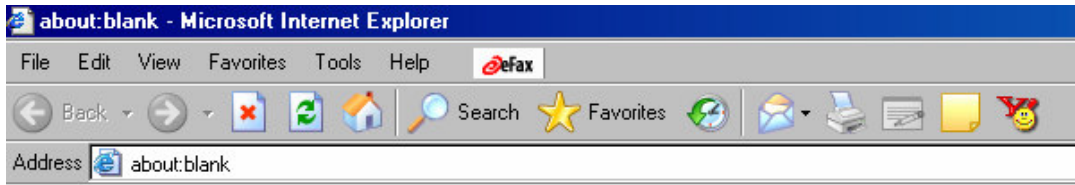


Dear Doctor,

Please follow the steps below to upload/download files.

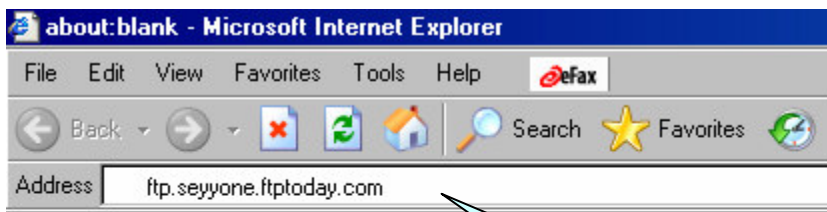
Step-1:

Open Internet Browser window (namely Internet Explorer from the desktop)



Step2:

Type <ftp://seyyone.ftptoday.com> in the address bar of the Browser window:



Type the
<ftp://Seyyone.ftptoday.com>
in the address bar as shown
and press ENTER

Step:3

It will ask for a username and password as shown below:

1. Type in the username given to you

2. Type in the password provided to you.

3. Click on Log On button

ftptoday.com/ - Microsoft Internet Explorer

favorites Tools Help defax

Search Folders

seyyone.ftptoday.com/

Log On

To log on to this FTP server, type a user name and password.

FTP server: seyyone.ftptoday.com

User name:

Password:

After you log on, you can add this server to your Favorites and return to it easily.

FTP does not encrypt or encode passwords or data before sending them to the server. To protect the security of your passwords and data, use Web Folders (WebDAV) instead.

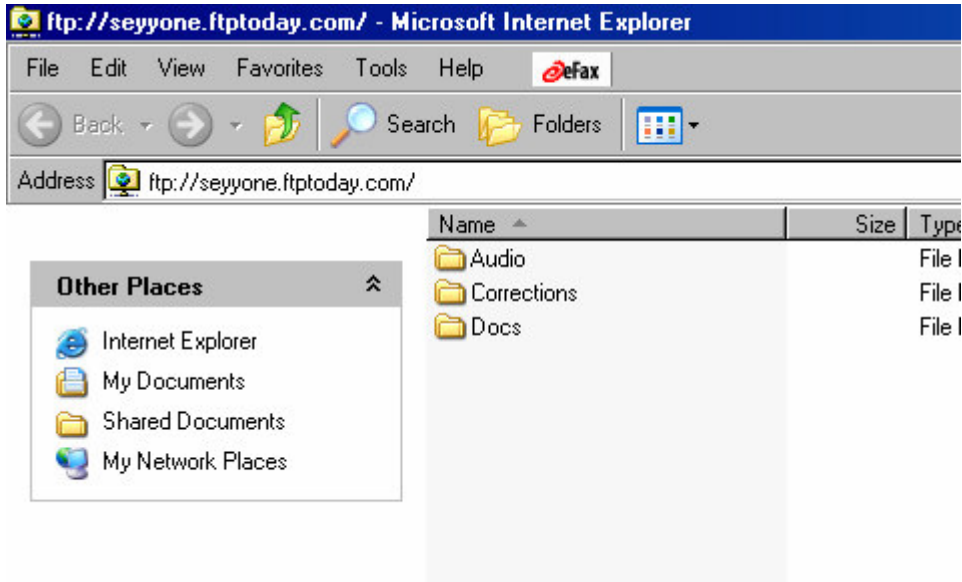
Learn more about [using Web Folders](#).

Log on anonymously Save password

Log On Cancel

Step-4:

After clicking to Log On Button you will see that it connects to the ftp server and the folders in the server are listed as below:



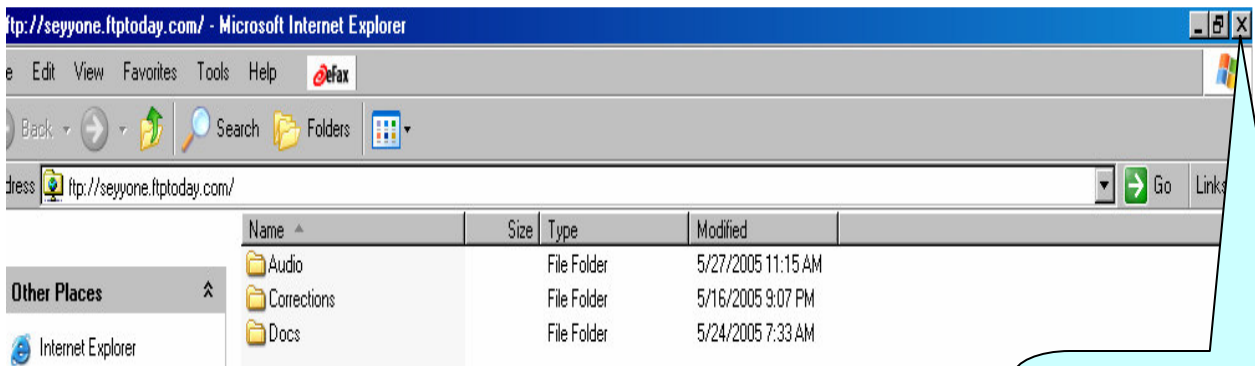
Step-5:

Working with the FTP folders.

After connecting it as like windows explorer and you can work with the files and folders as like the normal windows operation.

Step -6:

Closing the ftp window:



Click on X to close the ftp window